

Saint Joseph County, Indiana

Cash Summary - 2011 to 2018

Saint Joseph County Auditor

December 31, 2018



Saint Joseph County, Indiana
Cash Balances
December 31, 2011 - 2018

Fund	12/31/11 Cash Balance	12/31/12 Cash Balance	12/31/13 Cash Balance	12/31/14 Cash Balance	12/31/15 Cash Balance	12/31/16 Cash Balance	12/31/17 Cash Balance	12/31/18 Cash Balance
1000 County General	12,271,846.82	3,895,073.43	7,876,229.41	9,829,891.20	9,006,622.36	11,704,971.10	18,629,820.84	16,519,759.49
1101 Accident Reports Sheriff	21,048.59	25,293.03	31,768.89	43,643.05	77,011.84	88,513.59	106,011.72	128,891.22
1103 Public Housing Authority	28,180.49	28,180.49	28,180.49	28,180.49	28,180.49	28,180.49	28,180.49	28,180.49
1108 Tax Sale Clearing - Aud	2,153.12	2,153.12	2,153.12	2,153.12	2,153.12	2,153.12	2,153.12	2,609.17
1112 LIT Economic Dev.-County Share (2)	0.00	0.00	0.00	0.00	0.00	0.00	6,286,108.10	8,220,617.75
1116 City/Town Court Cost	3,960.22	48,033.76	124,752.76	188,855.80	248,037.59	306,101.36	356,576.76	406,061.59
1119 Clerks Record Perpetuation	195,745.06	208,826.47	220,071.29	90,226.71	143,019.37	295,426.78	440,958.85	530,078.72
1122 Community Corrections (OLD)	760,787.55	387,925.79	224,802.89	210,234.13	196,930.09	173,430.09	173,430.09	0.00
1123 Community Transition Program	71,537.78	109,611.14	22,474.55	22,474.55	0.00	0.00	0.00	0.00
1129 Animal License Fee (Dog Tax)	15,477.92	22,190.92	28,340.92	35,365.92	35,365.92	35,365.92	35,365.92	35,365.92
1131 County Disclosure Fees	0.00	0.00	0.00	405,590.00	389,655.48	308,820.03	238,807.88	144,716.04
1135 Cumulative Bridge	1,184,017.16	1,258,821.55	1,152,319.66	1,358,812.96	1,276,135.46	1,692,624.13	1,030,703.12	1,318,008.92
1138 Cumulative Capital Development Fund	3,698,970.36	3,752,427.04	2,628,024.39	2,395,056.85	1,860,458.74	1,106,210.94	1,090,354.29	1,080,430.93
1148 County Drug Free Fund	116,419.40	113,074.28	74,551.93	118,234.38	141,067.40	101,712.65	74,268.94	58,691.35
1152 Local Emergency Planning Fund	20,759.41	29,518.03	17,738.68	4,312.73	8,518.47	10,992.66	16,842.46	23,227.06
1153 SJC Emergency Telephone System	3,815,112.64	3,249,802.21	1,752,778.57	308,454.73	182,944.99	117,363.76	56,491.25	0.00
1154 Enhanced Access Fee/IT	324,084.96	380,946.90	432,483.76	125,157.87	112,158.01	30,384.66	14,831.66	30,478.66
1155 Remote Enhanced Access Laredo	0.00	0.00	0.00	346,746.17	359,663.42	308,997.55	370,282.83	445,490.20
1156 Firearms Training & Police Education	96,983.24	130,407.33	151,308.42	165,246.31	219,394.73	269,929.70	265,961.55	219,616.94
1158 General Drain Improvements	26,295.14	36,125.47	63,630.03	(66,420.23)	(236,603.74)	13,504.45	164,211.62	188,124.84
1159 County Health	1,090,325.83	766,416.46	267,214.01	(499,646.12)	490,755.48	1,075,866.68	1,431,705.89	1,983,721.52
1160 SJC Identity Security Protect	131,254.49	36,318.97	19,011.74	5,503.36	23,130.36	40,896.86	66,793.86	100,852.86
1167 Excess Levy Fund	25,349.38	54,449.10	72,519.02	84,095.41	84,095.41	79,505.41	79,505.41	80,687.90
1169 Local Roads & Streets	1,014,971.38	1,292,664.92	1,861,450.70	1,542,076.78	1,152,761.22	447,902.97	702,048.25	1,560,619.55
1170 LIT Public Safety - County (1)	0.00	0.00	0.00	0.00	0.00	0.00	1,260,683.78	309,128.52
1171 Major Cumulative Bridge	176,939.57	445,145.56	1,604,950.32	671,847.72	680,303.45	1,056,602.03	413,052.80	798,304.60
1172 Local Major Moves Const. Fund	8,951,741.49	5,166,987.42	1,340,263.35	1,059,712.56	515,748.24	648,325.80	311,887.39	196,036.61
1175 County Misdemeanant Fund	0.00	0.00	0.00	0.00	0.00	0.00	177,919.02	216,834.02
1176 County Highway (MVH)	1,290,094.66	885,166.24	1,220,348.57	2,203,589.99	2,843,851.89	2,776,327.50	1,751,618.74	1,678,625.56
1177 Omitted Property Audits (TMA)	0.00	0.00	0.00	0.00	0.00	0.00	0.00	97,719.77
1178 Parks & Recreation Capital	38,141.31	46,643.66	65,464.89	87,688.31	110,891.41	133,907.79	82,244.76	106,740.24
1179 Park & Recr Non Reverting	215,795.34	261,185.70	76,987.66	231,722.08	183,535.53	350,967.17	453,330.09	538,625.31
1181 Plat Book Maintenance Fund	128,812.26	162,821.99	196,970.14	228,160.85	253,516.37	261,527.17	258,883.42	252,778.23
1186 County Rainy Day Fund	6,290,418.08	6,288,977.83	6,288,977.83	6,288,977.83	6,288,977.83	6,443,120.44	6,443,120.44	6,443,120.44
1187 2006 Reassessment Fund	366,095.44	0.10	0.00	0.00	0.00	0.00	0.00	0.00
1188 Cumulative Reassessment	842,817.33	1,563,272.36	1,569,825.02	1,627,493.14	1,645,637.81	1,519,064.86	1,677,748.96	1,716,642.31
1189 Recorder Perpetuation	916,031.69	971,393.06	1,027,174.12	1,035,285.90	1,042,233.65	978,738.38	1,055,430.98	1,269,350.62
1193 Co Police Pension Trust	131,676.46	18,745.55	68,469.66	243,817.98	476,507.86	843,245.55	704,231.99	870,676.37
1201 Auditor Tax Overpayments	3,606,233.08	2,757,278.10	519,717.62	423,216.10	285,874.72	500,056.99	416,958.43	418,346.60
1202 Surveyor Corner Fund	13,536.45	10,992.64	21,055.39	44,152.83	51,307.32	95,353.26	110,790.10	146,836.06
1204 Tax Sale Redemption/Aud	2,639.41	50,513.70	60,188.86	64,299.61	72,935.40	45,335.19	158,974.74	57,164.81
1205 Tax Sale Surplus/Aud	3,113,935.91	3,788,158.32	5,503,633.98	2,347,858.85	1,961,573.17	3,204,441.64	4,326,382.80	5,148,236.55
1208 Special Vehicle Inspection	5,051.31	6,552.31	9,577.31	11,144.31	10,353.08	13,056.83	8,052.83	10,822.83
1213 GAL/CASA Program	1,500.28	15,400.79	220,156.96	359,248.95	382,685.55	363,838.82	342,073.20	315,490.19

Saint Joseph County, Indiana
Cash Balances
December 31, 2011 - 2018

Fund	12/31/11 Cash Balance	12/31/12 Cash Balance	12/31/13 Cash Balance	12/31/14 Cash Balance	12/31/15 Cash Balance	12/31/16 Cash Balance	12/31/17 Cash Balance	12/31/18 Cash Balance
1215 H.A.V.A. 102 Funds/Clerk	790,241.79	790,241.79	790,241.79	790,241.79	790,241.79	441,534.79	441,534.79	264,924.79
1216 Ineligible Deductions Fund	885,474.31	1,095,775.39	1,554,512.92	474,972.41	630,857.83	292,229.72	92,317.63	65,536.41
1217 Co. Elected Officials Training	7,462.00	17,714.50	43,314.10	55,441.80	70,886.43	87,029.93	108,896.77	139,497.18
1219 Park & Recreation Fund	169,393.45	(51,460.12)	192,329.83	204,579.61	55,249.74	191,467.83	343,095.13	545,993.45
1222 Statewide 911 Fund	0.00	734,211.67	2,647,271.25	4,405,238.50	3,861,471.64	3,715,804.94	2,629,692.52	2,523,168.25
1229 LOIT County Special Distribution	0.00	0.00	0.00	0.00	0.00	4,912,009.27	1,853,257.29	720,086.07
1300 Ineligible Deduction - 7/1/13	0.00	0.00	0.00	1,329,544.23	1,127,496.81	944,435.33	756,888.58	551,281.09
2000 Adult Probation Fees	338,418.75	311,840.91	287,029.12	289,789.66	296,126.18	276,322.91	261,444.28	204,457.37
2050 Juvenile Probation Fees	651,208.90	427,787.05	359,525.48	195,385.42	59,436.29	43,814.47	73,458.53	106,222.64
2501 Problem Solving Court Fee/CSAP	0.00	0.00	8,695.00	20,523.00	28,150.22	29,164.04	31,178.95	38,434.03
2502 Alcohol & Drug Service Program	0.00	0.00	135,027.90	247,492.67	335,794.82	427,312.91	416,894.08	325,273.83
2503 Veteran's Court Fees/CSAP	0.00	0.00	0.00	0.00	0.00	0.00	3,000.00	5,500.00
2700 Drainage Maintenance	1,394,634.25	1,462,784.51	1,368,127.61	1,660,622.48	1,907,127.49	1,792,293.62	1,718,746.04	1,653,343.17
2701 Solid Waste/ Recycling	0.00	0.00	0.00	0.00	0.00	0.00	0.00	0.00
2801 Clerks Investment	1,545,000.00	1,545,000.00	1,545,000.00	1,545,000.00	1,545,000.00	1,545,000.00	1,545,000.00	1,545,000.00
4019 Portage Manor Fund	2,769,708.25	3,075,098.95	2,819,105.99	2,457,185.29	2,158,304.61	1,853,228.66	1,793,628.97	1,852,902.66
4100 Park & Recr Gift & Grant	43,810.56	51,666.14	51,762.27	57,747.60	76,055.05	79,380.44	102,846.88	73,995.70
4101 County Special Gifts/Misc	42,614.92	4,478.80	4,478.80	4,478.80	4,478.80	4,478.80	4,478.80	4,478.80
4102 Healthwin Special Gifts	2,211.80	2,211.80	0.00	0.00	0.00	0.00	0.00	0.00
4103 Special Gifts-Historic Preservation	0.00	12,903.40	14,608.15	15,218.07	16,229.45	17,383.06	18,325.55	0.00
4104 Special Gifts-Sheriff	0.00	2,419.98	2,678.14	7,720.94	21,295.32	17,971.07	17,020.87	17,391.86
4105 Special Gifts-Health	0.00	18,698.09	11,253.73	250.00	15.46	0.00	0.00	0.00
4106 Special Gifts-Prosecutor	0.00	1,500.00	500.00	0.00	0.00	0.00	25.00	25.00
4107 Special Gifts-Pros. A.P.S.	0.00	222.00	222.00	0.00	0.00	0.00	0.00	0.00
4108 Special Gifts-Emergency Mgmt.	0.00	6.96	6.96	6.96	6.96	0.23	0.00	0.00
4109 Portage Manor Gifts/Donations	0.00	0.00	73,027.94	58,864.87	55,196.49	49,288.80	47,445.98	43,815.98
4110 Gifts/Donations - Veteran's	0.00	0.00	30.00	30.00	390.00	865.00	965.00	965.00
4111 Special Gifts-Pros. H.E.R.O.	0.00	0.00	0.00	0.00	20,000.00	33,507.56	21,207.52	14,234.95
4112 Gifts/Donations - Bicentennial	0.00	0.00	0.00	0.00	0.00	2,645.36	2,562.86	2,562.86
4300 Wyatt Economic Dev Area #1	9,192.21	31,118.03	116,709.77	117,898.94	188,258.53	238,898.68	287,966.70	337,317.93
4301 New Carlisle Develop Area #1	207,997.91	207,997.91	207,997.91	207,997.91	207,997.91	207,997.91	207,997.91	0.00
4302 New Carlisle Develop Area #2	4,491,980.10	4,927,895.86	5,767,952.20	6,114,181.03	6,637,434.82	5,510,465.79	5,711,967.13	7,025,196.56
4303 Cptl Fund Spcl Tax Dist Bnd 16	0.00	0.00	0.00	0.00	0.00	8,883,860.64	7,055,990.62	4,773,729.96
4401 AM General Allocation Area	2,481,708.36	1,891,477.96	3,978,317.91	782,917.58	(1,076,082.97)	343,409.91	652,914.66	1,167,812.57
4402 NW Cleveland Road Dev Area	0.00	0.00	0.00	0.00	0.00	0.00	3,902.21	146,620.48
4403 Redev. Commission General Fund	0.00	0.00	0.00	0.00	0.00	0.00	56,355.30	72,526.95
4600 County Bonds & Interest	(123,002.43)	1,629,798.25	1,425,993.05	1,596,195.66	1,538,926.03	1,514,493.29	1,476,303.32	0.00
4602 2017 Energy Savings Capital	0.00	0.00	0.00	0.00	0.00	0.00	10,257,853.88	4,296,470.75
4604 County Poor Relief Bond	198,164.68	198,164.68	198,164.68	198,164.68	198,164.68	198,164.68	198,164.68	198,164.68
4700 County Health Insurance	5,992,897.20	9,572,381.85	9,811,846.15	7,427,323.43	1,371,840.20	(520,555.47)	(5,158,806.45)	787,133.29
4701 County Health Ins Reserve	548,460.23	559,272.59	359,272.59	359,272.59	359,272.59	359,272.59	0.00	0.00
4702 Worker's Comp/Casualty Insurance	(248,310.77)	86,377.41	420,149.84	389,769.03	59,386.46	4,157.20	94,366.33	70,374.49
4703 Airport Authority Group Ins.	0.00	0.00	0.00	181,212.49	257,256.44	315,308.10	(161,842.25)	(7,029.38)
4704 Solid Waste Group Insurance	0.00	0.00	0.00	84,809.26	58,559.77	7,092.95	109,521.97	161,310.65

Saint Joseph County, Indiana
Cash Balances
December 31, 2011 - 2018

Fund	12/31/11 Cash Balance	12/31/12 Cash Balance	12/31/13 Cash Balance	12/31/14 Cash Balance	12/31/15 Cash Balance	12/31/16 Cash Balance	12/31/17 Cash Balance	12/31/18 Cash Balance
4705 Clay Fire Group Insurance	0.00	0.00	0.00	0.00	157,413.70	98,288.92	370,168.62	(77,224.86)
4706 Penn Twp & Fire Territory Ins.	0.00	0.00	0.00	0.00	44,876.72	(30,906.85)	34,368.55	0.00
4707 Portage Twp Fire Territory Ins	0.00	0.00	0.00	0.00	0.00	87,211.71	(190,834.59)	(122,584.90)
4708 South Bend Transpo Insurance	0.00	0.00	0.00	0.00	0.00	0.00	(599,465.35)	(239,785.15)
4709 County Retiree Health Ins.	0.00	0.00	0.00	0.00	0.00	0.00	(234,590.85)	70,254.90
4900 D.R.C.B. Fee/Dom Relations	20,598.41	24,680.64	26,561.65	28,050.22	25,740.11	23,983.68	19,341.60	25,529.64
4901 Alternate Dispute Resolution	8,822.51	12,838.71	9,303.85	7,655.64	6,944.89	13,877.59	17,880.70	25,382.32
4902 David N Nickerson Memorial Fund	680.00	0.00	0.00	0.00	0.00	0.00	0.00	0.00
4903 Cont. Education Fund/Sheriff	16,416.01	64,600.51	129,831.89	157,397.10	119,782.32	57,035.83	37,924.93	42,106.13
4904 Sex/Violent Offender Fee/Sher	7,315.39	17,470.99	19,734.09	25,411.97	33,746.77	26,917.77	0.00	0.00
4905 Sex/Violent Off. Add. Fee	4.50	4.50	4.50	4.50	4.50	0.00	0.00	0.00
4906 Portage Manor Farm	19,562.42	21,869.38	24,901.94	25,203.87	26,959.95	34,709.95	44,726.73	22,367.98
4908 County Owned Tax Sale/Auditor	1,507,866.14	1,297,649.04	1,568,759.40	1,210,807.01	1,346,613.11	1,340,833.97	1,421,885.13	1,942,980.37
4909 Drug Testing Fees/JJC	120,862.24	127,721.88	119,679.64	125,244.12	127,584.17	138,408.57	131,705.41	130,128.83
4910 Adult Drug Testing Fees/Probate	12,844.15	12,844.15	12,844.15	4,554.33	4,554.33	4,554.33	4,554.33	4,554.33
4911 Community Development	14,564.55	14,564.55	14,564.55	14,564.55	14,564.55	14,564.55	14,564.55	14,564.55
4912 Federal D.E.A./Sheriff	0.00	0.00	0.00	113,889.42	121,090.96	121,090.96	118,371.17	76,840.90
4913 Sheriff D.E.A. Fund	5,479.58	4,668.76	3,518.27	3,900.15	2,107.95	8,931.97	8,931.97	9,254.65
4914 Prosecutor D.E.A. Fund	14,208.76	14,208.76	14,208.76	14,208.76	14,208.76	11,482.30	11,482.30	11,482.30
4915 Federal D.E.A./Prosecutor	63,681.10	94,872.13	130,376.60	23,407.58	23,407.58	27,707.95	12,085.20	19,400.69
4916 Healthwin	135,102.72	231,527.72	329,399.12	428,738.60	529,568.12	631,910.12	735,787.28	775,635.52
4917 Recorder's Escrow Fund	85,237.76	88,068.82	78,152.71	82,022.25	79,921.16	74,788.36	103,145.91	94,654.41
4919 Public Defenders Fees	282,579.05	306,137.04	310,512.15	327,205.31	299,784.47	285,790.36	219,729.07	225,695.03
4920 Co. Emergency Command Ctr. Fund	317,926.07	317,926.07	317,926.07	317,926.07	317,926.07	249,686.38	86,075.86	52,694.52
4921 County Building Fund	(24,569.64)	(75,036.09)	0.00	0.00	0.00	0.00	0.00	0.00
4922 Comm. Corrections Building Fund	441,292.93	641,445.02	391,430.23	391,430.23	489,215.28	561,776.55	593,064.97	593,064.97
4923 Local Hwy. User Tax Projects	256,654.80	168,978.75	899,529.97	310,590.01	555,314.99	564,571.05	551,389.26	657,244.14
4924 Misc. State Monies Trust Fund	1,112.37	62,501.37	1,112.37	1,112.37	1,112.37	1,112.37	1,112.37	1,112.37
4925 Adult Probation Admin Fee	189,869.07	200,521.83	216,064.00	218,437.15	232,512.99	219,216.99	158,652.99	122,585.99
4930 Dispatch Operating	0.00	0.00	0.00	0.00	165,544.43	155,367.32	862,172.90	1,161,834.49
4931 Dispatch Capital Non-Reverting	0.00	0.00	0.00	0.00	199,980.00	199,980.00	399,984.00	599,988.00
4932 Dispatch Bond	0.00	0.00	0.00	0.00	228,103.12	27,853.22	0.00	0.00
4933 Dispatch Construction Fund	0.00	0.00	0.00	(559,900.06)	896,393.23	123,267.30	10,622.60	0.00
4934 Coroner Non-Reverting Fund	0.00	0.00	0.00	0.00	0.00	0.00	1,200.00	2,800.00
4935 Prosecutor Investigator Interlocal	0.00	0.00	0.00	0.00	0.00	0.00	0.00	106,763.50
4936 Local Ordinance Violations	0.00	0.00	0.00	0.00	0.00	0.00	0.00	400,994.89
4940 County-Wide Lead Initiative	0.00	0.00	0.00	0.00	0.00	0.00	0.00	193,975.20
5100 Payroll Clearing	0.00	553.57	0.00	3,493.04	8,362.22	9,836.23	0.00	0.00
5200 Hlth Insurance Payroll Withhold	0.00	0.00	0.00	0.00	0.00	0.00	0.00	0.00
5201 Life Ins Payroll Withholding	0.00	0.00	0.00	0.00	0.00	0.00	0.00	0.00
5202 Dental Payroll Withholding	0.00	0.00	0.00	0.00	0.00	0.00	0.00	0.00
5203 Vision Payroll Withholding	0.00	0.00	0.00	0.00	0.00	0.00	0.00	0.00
5250 Michigan Tax Withholding	8,329.21	5,667.35	5,627.09	5,819.84	6,662.41	10,847.09	(317.85)	0.00
5251 Parking Payroll Withholding	0.00	0.00	0.00	0.00	0.00	0.00	0.00	0.00

Saint Joseph County, Indiana
Cash Balances
December 31, 2011 - 2018

Fund	12/31/11 Cash Balance	12/31/12 Cash Balance	12/31/13 Cash Balance	12/31/14 Cash Balance	12/31/15 Cash Balance	12/31/16 Cash Balance	12/31/17 Cash Balance	12/31/18 Cash Balance
5252 IN Sheriff 457 Payroll Withhold	0.00	0.00	0.00	0.00	0.00	0.00	0.00	0.00
5254 Fitness Payroll Withholding	0.00	0.00	0.00	0.00	0.00	0.00	0.00	0.00
5256 Legal Services Withholding	0.00	0.00	0.00	0.00	0.00	0.00	0.00	0.00
5351 Child Support Withholding	0.00	0.00	0.00	0.00	0.00	0.00	0.00	0.00
5352 Deferred Comp Withholding	0.00	0.00	0.00	0.00	0.00	0.00	0.00	0.00
5353 Federal Withholding	0.00	0.00	0.00	0.00	0.00	0.00	0.00	0.00
5354 FICA Tax Withholding	0.00	0.00	0.00	0.00	0.00	0.00	0.00	0.00
5355 Flex Spending Payroll Withhold	0.00	0.00	0.00	0.00	0.00	0.00	0.00	0.00
5356 County Tax Withholding	0.00	0.00	0.00	0.00	0.00	0.00	0.00	0.00
5357 PERF Withholding	286,051.20	7,526.46	99.93	0.62	43.10	43.10	2,077.89	2,077.89
5361 Ind Gross Tax Withholding	209,799.97	146,995.49	155,407.70	155,978.96	164,360.74	263,380.52	2.19	2.19
5362 Union Dues Payroll Withholding	0.00	0.00	0.00	0.00	0.00	0.00	0.00	0.00
5364 Wage Garnishments Withholding	0.00	0.00	0.00	0.00	0.00	0.00	0.00	0.00
6000 Settlement Fund	0.00	0.00	0.00	0.00	0.00	0.00	36,708.47	(537,379.64)
6005 Public Safety LOIT (1)	2,114,123.71	3,056,722.96	4,287,139.46	4,430,055.77	3,501,036.25	2,962,404.02	0.00	0.00
6020 County Wheel Tax	48,550.14	377.73	377.73	377.73	377.73	377.73	13,884.35	2,311.37
6023 CVET Fund	0.00	0.00	0.00	0.00	0.00	0.00	166,155.00	900.90
6024 Excise Surtax Fund	0.00	0.00	0.00	0.00	0.00	0.00	258,881.67	0.00
6042 Sewage Liens Collections	8.38	8.38	8.38	39.71	39.71	39.71	13,320.57	39.71
6051 Financial Institutions Taxes	0.00	0.00	0.00	0.00	0.00	0.00	0.00	0.00
6053 BPPE Late Filing Fees	0.00	0.00	0.00	0.00	0.00	0.00	15,725.79	36,025.00
6103 HEA 1001-08ST Homestead Credit	4,580.65	22,324.02	22,344.37	0.00	0.00	0.00	0.00	0.00
6203 Local Income Tax-Property Tax Relief.	0.00	0.00	0.00	0.00	0.00	0.00	800,675.29	6,036,529.22
7101 State Fines and Forfeitures	145,795.24	220,322.08	137,477.46	105,301.49	105,409.23	238,285.67	332,394.65	1,674.00
7102 Infraction Judgements	0.00	0.00	0.00	20,892.55	34,284.19	19,871.74	11,849.32	7,234.28
7103 Overweight Vehicle Fines	0.00	0.00	0.00	0.00	0.00	71.00	25.00	0.00
7104 Special Death Benefit Fees	4,195.00	1,972.00	1,340.00	1,655.00	1,350.00	1,100.00	930.00	785.00
7105 State Sales Disclosure Fees	2,420.00	2,785.00	2,750.00	2,800.00	2,830.00	2,450.00	2,665.00	2,145.00
7106 Coroner Trng. & Cont. Ed. Fees	2,318.75	2,430.75	2,448.00	3,888.00	2,564.00	2,962.00	3,080.00	3,630.50
7107 Adult/Juv. Interstate Compact	1,000.00	2,612.50	4,115.50	6,115.50	8,303.50	9,615.50	11,240.50	14,653.00
7108 Mortgage Recording Fee-State	2,175.00	2,045.00	1,380.00	1,282.50	1,557.50	1,925.00	1,517.50	1,607.50
7111 Sex/Violent Offender Reg Fee	0.00	0.00	0.00	0.00	0.00	0.00	29,457.27	42,884.51
7113 Child Restraint Violations	0.00	0.00	0.00	0.00	0.00	325.00	525.00	325.00
7120 State Drug Forfeitures	0.00	0.00	0.00	0.00	0.00	0.00	0.00	12,920.06
7202 Inheritance Tax	1,303,828.04	2,143,125.88	527,384.76	74,239.14	580.04	2,932.83	2,932.83	7,700.10
7301 Education Plate Fee	0.00	0.00	0.00	0.00	0.00	0.00	0.00	0.00
7303 Riverboat Revenue Sharing	0.02	0.00	0.00	0.00	0.00	0.00	0.00	0.00
7304 Hotel/Motel Tax Fund	1,454,715.82	1,946,725.51	2,400,768.90	3,311,647.93	3,883,030.63	4,630,061.98	5,453,191.81	6,124,258.59
7312 CREDIT Fund (2)	6,803,933.27	19,927,634.52	9,391,663.15	8,409,039.31	8,773,316.91	6,070,582.77	575.86	0.00
7313 COIT Fund (HSC)	(67,755.97)	(1,999,479.39)	6,567,596.56	4,431,799.62	1,080,180.13	1,647,161.27	1,647,161.27	0.00
7315 COIT Fund (PTRC)	0.00	0.00	1,476,367.30	0.00	8,107,732.96	1,613,465.20	1,613,465.20	0.00
7330 LIT Certified Shares	0.00	0.00	0.00	0.00	0.00	0.00	0.00	0.00
7331 LIT Public Safety	0.00	0.00	0.00	0.00	0.00	0.00	(0.04)	0.00
7332 LIT Economic Development	0.00	0.00	0.00	0.00	0.00	0.00	172,332.77	0.00

Saint Joseph County, Indiana
Cash Balances
December 31, 2011 - 2018

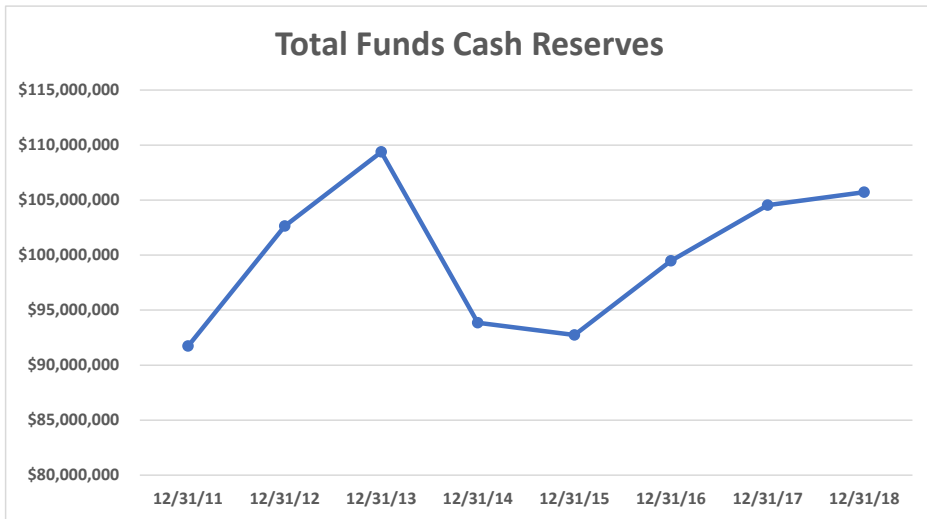
Fund	12/31/11 Cash Balance	12/31/12 Cash Balance	12/31/13 Cash Balance	12/31/14 Cash Balance	12/31/15 Cash Balance	12/31/16 Cash Balance	12/31/17 Cash Balance	12/31/18 Cash Balance
7333 LIT Supplemental Distribution	0.00	0.00	0.00	0.00	0.00	0.00	0.00	0.00
7398 User Fees - Prosecutor	0.00	0.00	0.00	386,615.22	600,405.70	818,931.60	395,065.90	454,015.34
7399 User Fees - Law Enforcement	1,446,352.11	1,689,049.11	1,477,579.48	1,048,985.28	818,380.28	206,098.17	692,363.73	497,992.82
7400 COIT Distribution Fund	0.00	3,331,101.80	4,791,292.84	1,064,144.82	1,229,094.35	994,216.87	0.00	0.00
7401 SJC - Bicentennial Celebration	0.00	0.00	0.00	0.00	0.00	0.00	0.00	0.00
7402 County Tourism Development	0.00	0.00	0.00	0.00	0.00	0.00	69,394.53	300,966.34
8099 Prosecutor P.C.A.	0.00	17,686.69	22,714.32	36,344.60	52,479.97	63,326.87	70,598.11	61,700.50
8100 Federal Grant Fund	4,337.06	4,372.06	4,372.06	4,372.06	4,372.06	4,372.06	4,372.06	4,372.06
8101 Energy Stimulus Grant	823.15	0.00	0.00	0.00	0.00	0.00	0.00	0.00
8102 S.T.O.P. ARRA Special Victims	0.00	(4,837.54)	0.00	0.00	0.00	0.00	0.00	0.00
8104 Family Justice Center Grant	0.60	0.60	0.00	0.00	0.00	0.00	0.00	0.00
8105 Protective Order Project	632.42	632.42	0.00	0.00	0.00	0.00	0.00	0.00
8106 S.T.O.P.Violence Against Women	0.00	(11,314.36)	(40,985.64)	(76,327.10)	(76,072.91)	(76,072.89)	(76,072.87)	(121,637.91)
8107 2011 E.M.P.G. Competitive Grt.	(3,749.94)	(3,631.44)	(3,631.44)	(3,631.44)	0.00	0.00	0.00	0.00
8108 Take Ten Project	2,601.83	(1,503.30)	0.00	0.00	0.00	0.00	0.00	0.00
8110 Medical Reserve Corps/Health	0.00	0.00	0.00	7,839.90	7,846.84	7,413.62	6,510.86	3,672.34
8111 Health S.T.D.	(12,153.50)	(12,253.31)	(3,223.30)	0.00	0.00	0.00	0.00	0.00
8113 Health Bioterrorism Grant	2,988.01	3,209.09	3,735.84	(216.62)	(662.63)	8.74	8.74	8.74
8114 Health Lead Elimination Grant	(26,200.48)	0.00	0.00	0.00	0.00	0.00	0.00	0.00
8116 Protective Order Project	0.00	(1,333.75)	(1,632.79)	(21,797.45)	(15,748.97)	(8,644.88)	4,968.99	(1,333.72)
8117 Victims of Crime Act - Assist.	0.00	15,730.60	(0.14)	(0.02)	0.00	(2,146.06)	(2,946.27)	36,179.94
8119 RACES Communication Equip Grt	0.00	0.00	0.00	0.00	0.00	0.00	0.00	0.00
8120 Emergency Mgmt Performance Grt	0.00	0.00	0.00	0.00	0.00	0.00	0.00	0.00
8121 Hazardous Mat. Emg Prep	0.00	0.00	0.00	0.00	(6,580.00)	0.00	0.00	0.00
8122 Hazardous Materials Team Qual.	0.00	0.00	0.00	0.00	0.00	0.00	0.00	0.00
8123 Hazardous Mat Emg Prepar Plan	0.00	0.00	0.00	0.00	0.00	0.00	0.00	0.00
8125 Juvenile Accountability Block	0.00	0.00	0.00	0.00	(3,980.78)	(442.31)	(442.31)	(442.31)
8126 Health Ebola Grant	0.00	0.00	0.00	0.00	15,904.71	31,190.91	24,345.36	22,305.68
8127 SHSP Competitive Grant Program	0.00	0.00	0.00	0.00	0.00	0.00	0.00	0.00
8129 F.I.M.R. Program/Health Dept.	0.00	0.00	0.00	0.00	4,000.00	10,811.77	10,544.72	4,911.69
8130 Health Physical Activity Grant	0.00	0.00	0.00	0.00	0.00	0.00	0.00	0.00
8131 Health Immunization CoAg Grant	0.00	0.00	0.00	0.00	0.00	(32,855.25)	(13,438.25)	(16,819.53)
8132 V.O.C.A. - One-Time Grant	0.00	0.00	0.00	0.00	0.00	(123.62)	(123.62)	(123.62)
8133 Cyber Crimes Against Children	0.00	0.00	0.00	0.00	0.00	(30,961.71)	(44,666.01)	(4,728.15)
8134 Health P.H.E.P.C.A. Grant	0.00	0.00	0.00	0.00	0.00	5,310.51	4,218.77	3,379.82
8135 Health Zika Virus Grant	0.00	0.00	0.00	0.00	0.00	0.00	0.00	0.00
8136 Public Defender Case Manager	0.00	0.00	0.00	0.00	0.00	0.00	(3,131.17)	(9,919.80)
8137 Justice Assistance Grant - JAG	0.00	0.00	0.00	0.00	0.00	0.00	0.00	3.40
8893 County Prosecutor ARRA Fund	108,613.69	0.00	0.00	0.00	0.00	0.00	0.00	0.00
8894 County Clerk ARRA Fund	9,384.41	9,384.41	3,303.23	3,303.23	0.00	0.00	0.00	0.00
8895 Title IV-D Incentive	84,228.00	351,775.00	385,750.22	497,954.59	616,712.17	639,213.53	529,634.69	399,630.32
8897 Title IV-D Pros. Incentive	415,566.67	386,076.34	244,183.76	187,539.36	219,048.80	238,950.87	195,956.74	200,395.28
8899 Title IV-D Clerk Incentive	633,161.59	779,505.64	909,995.37	994,460.07	989,042.90	1,101,447.27	1,222,291.99	1,299,015.86
9100 Sex Offender Grant - Community Corrections	(111,928.54)	(266.99)	0.00	0.00	0.00	0.00	0.00	0.00

Saint Joseph County, Indiana
Cash Balances
December 31, 2011 - 2018

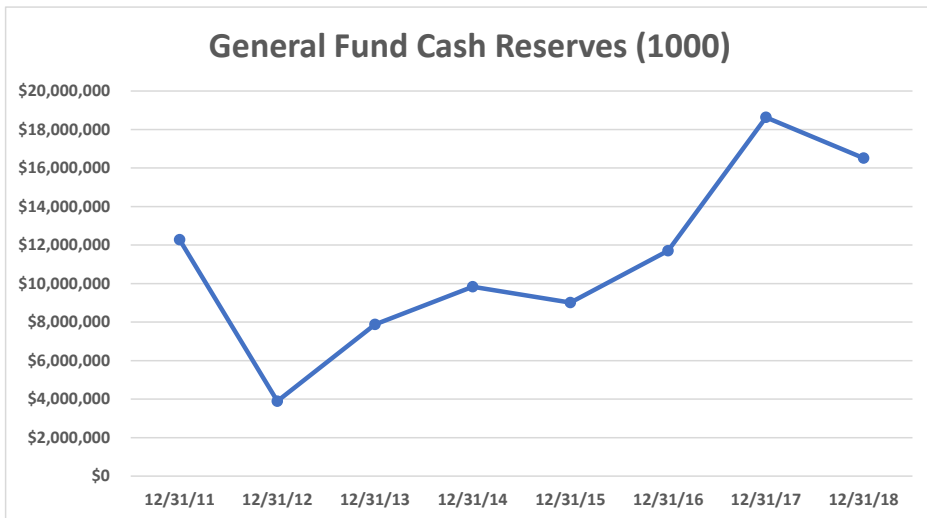
Fund	12/31/11 Cash Balance	12/31/12 Cash Balance	12/31/13 Cash Balance	12/31/14 Cash Balance	12/31/15 Cash Balance	12/31/16 Cash Balance	12/31/17 Cash Balance	12/31/18 Cash Balance
9101 Health Local Hlth Services Grant	121,690.94	113,195.71	99,270.61	83,179.72	57,664.12	71,966.54	67,323.48	78,129.99
9102 Drug Free Comm. Council Grant	0.00	11,762.44	12,355.06	6,360.27	1,766.27	13,616.95	19,456.75	21,088.07
9103 Health HUD Grant	0.00	(12,448.95)	(18,136.08)	(15,076.39)	0.00	0.00	0.00	0.00
9104 2012 Problem Solving Grant/CSAP	0.00	5,000.00	3,810.79	2,287.25	6,702.31	8,192.96	130.24	7,905.63
9105 Family Court Grant	3,777.07	10,331.63	385.44	0.00	0.00	0.00	0.00	0.00
9107 Data Share Initiative Grant	0.00	2,000.00	30.00	1,030.00	30.00	30.00	30.00	30.00
9108 Adult Protective Services Grant	0.00	(58,954.28)	(43,107.90)	(62,096.80)	(70,858.90)	(60,509.20)	(74,621.63)	(105,654.39)
9109 Influenza Immunization Grant	0.00	(37,972.60)	(36,065.47)	(47,237.55)	0.00	0.00	0.00	0.00
9110 2012 JAG Equipment Grant	0.00	0.00	(4,765.15)	0.00	0.00	0.00	0.00	0.00
9111 Health Trust Fund	0.00	0.00	264,802.63	277,601.66	292,151.64	261,956.14	148,886.44	166,931.72
9112 Juvenile Detention Alternative	0.00	0.00	0.00	(22,380.62)	64,892.21	33,569.76	14,266.83	5,167.47
9113 DV/PO Court Grant	0.00	0.00	48,946.61	31,179.98	0.00	0.00	0.00	0.00
9114 Community Based Corrections	0.00	0.00	481,276.19	532,476.71	344,146.00	249,820.47	49,191.17	49,281.18
9115 Community Transition Program	0.00	0.00	55,272.46	52,003.31	51,453.03	32,353.03	32,353.03	32,353.03
9116 Court Reform Grant/JJC	0.00	0.00	0.00	0.00	(10,000.00)	0.00	0.00	0.00
9117 Court Interpreter Grant	0.00	0.00	0.00	0.00	5,121.44	79.03	892.04	0.00
9118 Polling Place ADA Compliance	0.00	0.00	0.00	0.00	0.00	200.00	200.00	200.00
9121 PEPSA Grant - Probation	0.00	0.00	0.00	0.00	3,850.00	0.00	0.00	0.00
9122 DARE Program Sheriff	0.00	0.00	0.00	0.00	18,264.47	25,988.15	37,297.37	46,106.32
9123 SUDS Program - Sheriff	0.00	0.00	0.00	0.00	2,000.00	2,000.00	2,000.00	2,000.00
9124 Real Services Grant/JJC	0.00	0.00	0.00	0.00	25,000.00	37,500.00	0.00	0.00
9125 Comm. Based Corrections - Ducomb	0.00	0.00	0.00	0.00	34,380.98	221,238.05	227,546.07	(115,235.09)
9126 Comm. Transition Program - Ducomb	0.00	0.00	0.00	0.00	(7,372.74)	52,871.01	29,688.23	7,242.14
9127 Project Income-C.B.C./Ducomb	0.00	0.00	0.00	0.00	306,481.42	148,717.95	(141,731.95)	(292,966.17)
9128 Project Income-C.T.P./Ducomb	0.00	0.00	0.00	0.00	(24,252.01)	(41,074.08)	0.00	0.00
9129 JJC - DOC Grant (CBC)	0.00	0.00	0.00	0.00	15,547.98	58,209.48	100,993.18	65,590.57
9130 JJC - Project Income (CTP)	0.00	0.00	0.00	0.00	(37,571.31)	(142,956.13)	(143,632.66)	24,043.77
9131 Commuunity Corrections Adult Services	0.00	0.00	0.00	0.00	0.00	223,647.55	195,225.66	410.54
9132 Probation - Adult Services Grant	0.00	0.00	0.00	0.00	0.00	25,000.00	0.00	0.00
9133 CASA Capacity Bldg Grant/JJC	0.00	0.00	0.00	0.00	0.00	52,799.36	82,621.84	36,106.91
9134 Cooking Healthy Program	0.00	0.00	0.00	0.00	0.00	875.40	743.76	370.12
9135 Big Box Appeals Fund	0.00	0.00	0.00	0.00	0.00	73,582.50	73,582.50	73,582.50
9136 Drug Prosecution Fund	0.00	0.00	0.00	0.00	0.00	0.05	10,000.05	11,950.05
9137 Veterans Court Grant/Probation	0.00	0.00	0.00	0.00	0.00	3,600.00	2,810.00	2,048.00
9138 Adult IDOC 1006 Add/Ducomb	0.00	0.00	0.00	0.00	0.00	125,265.60	56,740.64	58,379.49
9139 Prosecutor/IDOC Pretrial FY17	0.00	0.00	0.00	0.00	0.00	25,118.48	43,404.69	40,014.16
9140 IDOC - CRRP FY17	0.00	0.00	0.00	0.00	0.00	68,645.42	141,341.35	42,151.30
9141 Adult Prob/IDOC-Pretrial FY17	0.00	0.00	0.00	0.00	0.00	88,100.41	179,967.71	89,012.71
9142 Prosecutor Drug Investigation Unit	0.00	0.00	0.00	0.00	0.00	0.00	0.21	0.21
9143 Pretrial Services - Adult Prob	0.00	0.00	0.00	0.00	0.00	0.00	84,399.44	80,043.55
9144 Electronic Medical Records/Nurses	0.00	0.00	0.00	0.00	0.00	0.00	5,000.00	0.00
9145 EMA 2017 Foundation Grant	0.00	0.00	0.00	0.00	0.00	0.00	(1,989.82)	0.00
9146 EMA Multi Hazard Mitigation	0.00	0.00	0.00	0.00	0.00	0.00	(15,000.00)	0.00
9147 2018 Family Court Project/JJC	0.00	0.00	0.00	0.00	0.00	0.00	0.00	1,597.05

Saint Joseph County, Indiana
Cash Balances
December 31, 2011 - 2018

Fund	12/31/11 Cash Balance	12/31/12 Cash Balance	12/31/13 Cash Balance	12/31/14 Cash Balance	12/31/15 Cash Balance	12/31/16 Cash Balance	12/31/17 Cash Balance	12/31/18 Cash Balance
9148 Discretionary Grant/JJC	0.00	0.00	0.00	0.00	0.00	0.00	0.00	2,615.00
9149 IDOC - Jail Treatment Services	0.00	0.00	0.00	0.00	0.00	0.00	0.00	19,759.39
9153 State Jury System Grant	0.00	0.00	0.00	0.00	0.00	0.00	0.00	0.00
9701 County Sales Disclosure Fee (Old)	21,270.00	44,970.00	70,610.00	(309,170.00)	0.00	0.00	0.00	0.00
9702 Small Town Survey	1,034.45	1,034.45	0.00	0.00	0.00	0.00	0.00	0.00
Grand Totals	91,730,616.34	102,647,797.91	109,371,571.19	93,848,571.78	92,748,852.58	99,484,701.86	104,546,433.63	105,714,850.98

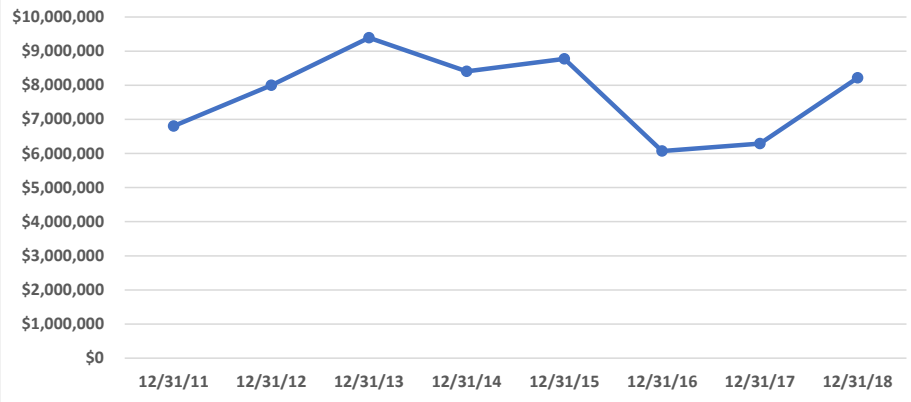


Date	Cash Balance
12/31/11	91,730,616.34
12/31/12	102,647,797.91
12/31/13	109,371,571.19
12/31/14	93,848,571.78
12/31/15	92,748,852.58
12/31/16	99,484,701.86
12/31/17	104,546,433.63
12/31/18	105,714,850.98



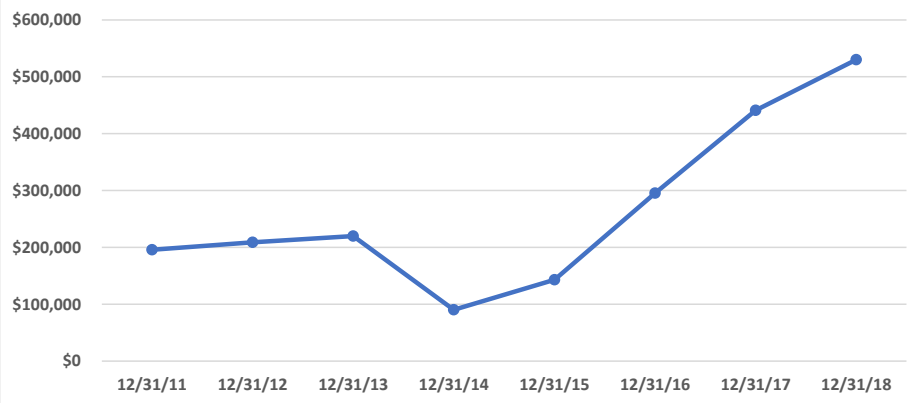
Date	Cash Balance
12/31/11	12,271,846.82
12/31/12	3,895,073.43
12/31/13	7,876,229.41
12/31/14	9,829,891.20
12/31/15	9,006,622.36
12/31/16	11,704,971.10
12/31/17	18,629,820.84
12/31/18	16,519,759.49

LIT - Economic Development Cash Reserves (1112-7312)

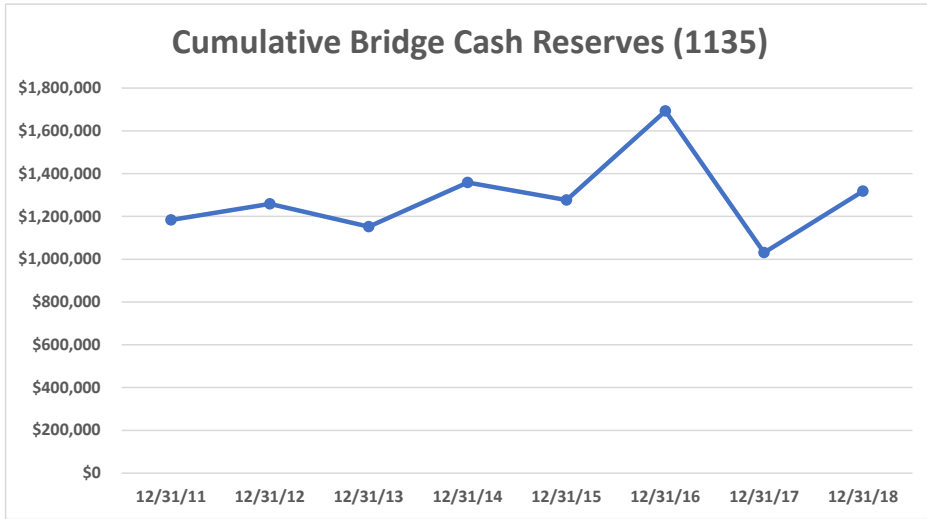


Date	Cash Balance	
12/31/11	6,803,933.27	
12/31/12	8,000,000.00	estimated, excluding undistributed amounts
12/31/13	9,391,663.15	
12/31/14	8,409,039.31	
12/31/15	8,773,316.91	
12/31/16	6,070,582.77	
12/31/17	6,286,683.96	
12/31/18	8,220,617.75	

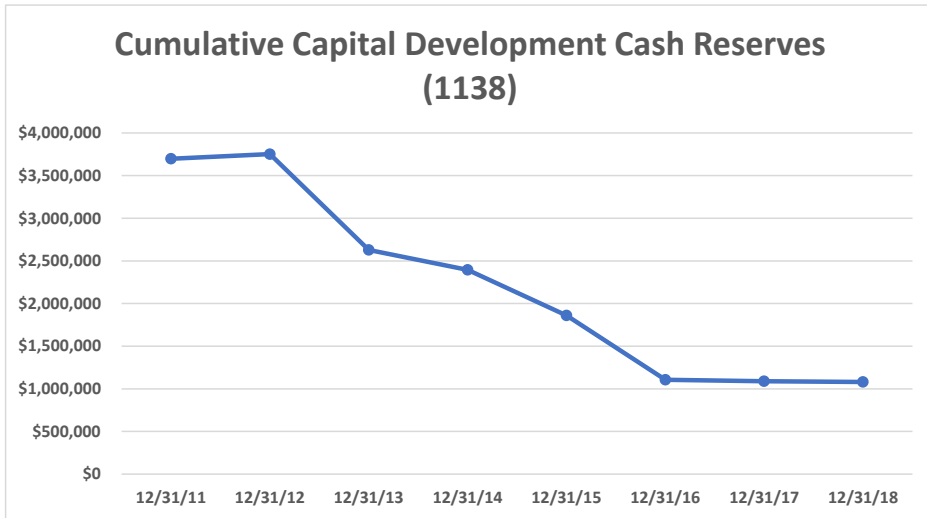
Clerk's Record Perpetuation Cash Reserves (1119)



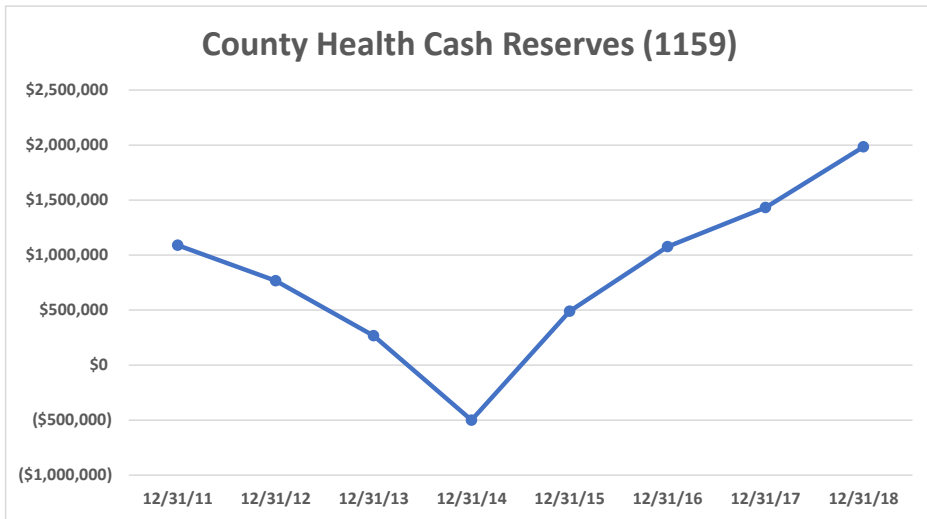
Date	Cash Balance
12/31/11	195,745.06
12/31/12	208,826.47
12/31/13	220,071.29
12/31/14	90,226.71
12/31/15	143,019.37
12/31/16	295,426.78
12/31/17	440,958.85
12/31/18	530,078.72



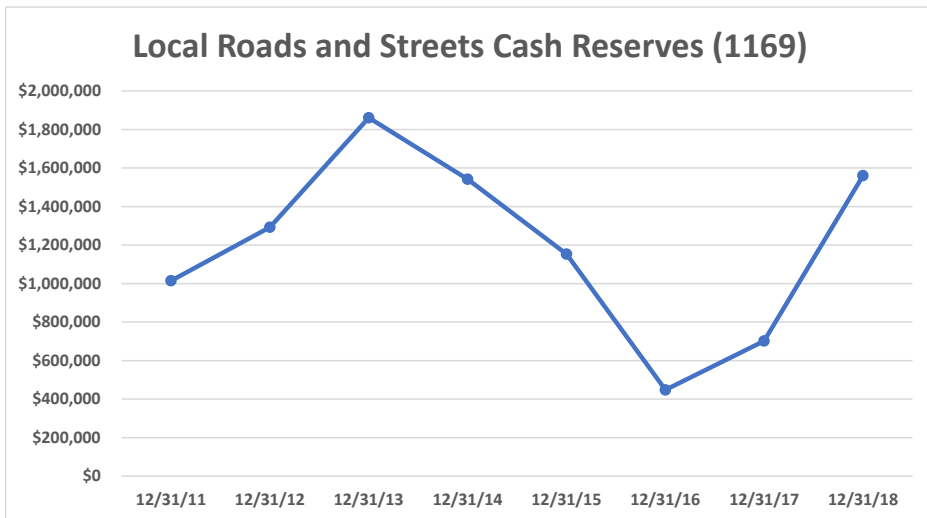
Date	Cash Balance
12/31/11	1,184,017.16
12/31/12	1,258,821.55
12/31/13	1,152,319.66
12/31/14	1,358,812.96
12/31/15	1,276,135.46
12/31/16	1,692,624.13
12/31/17	1,030,703.12
12/31/18	1,318,008.92



Date	Cash Balance
12/31/11	3,698,970.36
12/31/12	3,752,427.04
12/31/13	2,628,024.39
12/31/14	2,395,056.85
12/31/15	1,860,458.74
12/31/16	1,106,210.94
12/31/17	1,090,354.29
12/31/18	1,080,430.93

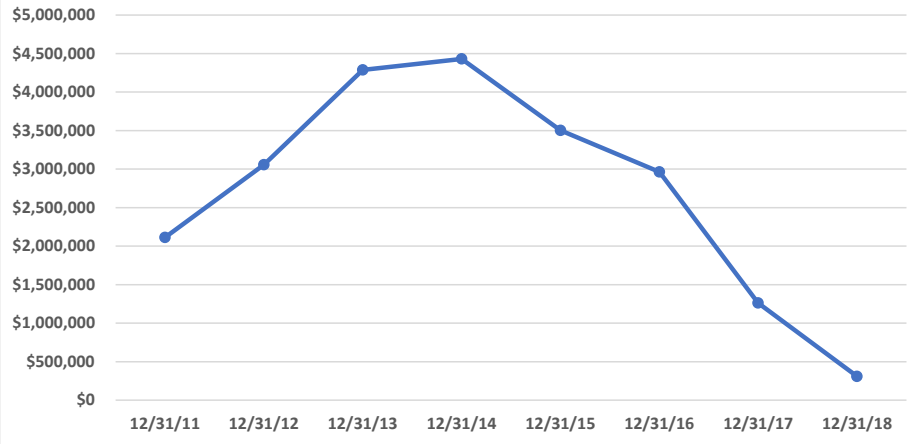


Date	Cash Balance
12/31/11	1,090,325.83
12/31/12	766,416.46
12/31/13	267,214.01
12/31/14	(499,646.12)
12/31/15	490,755.48
12/31/16	1,075,866.68
12/31/17	1,431,705.89
12/31/18	1,983,721.52



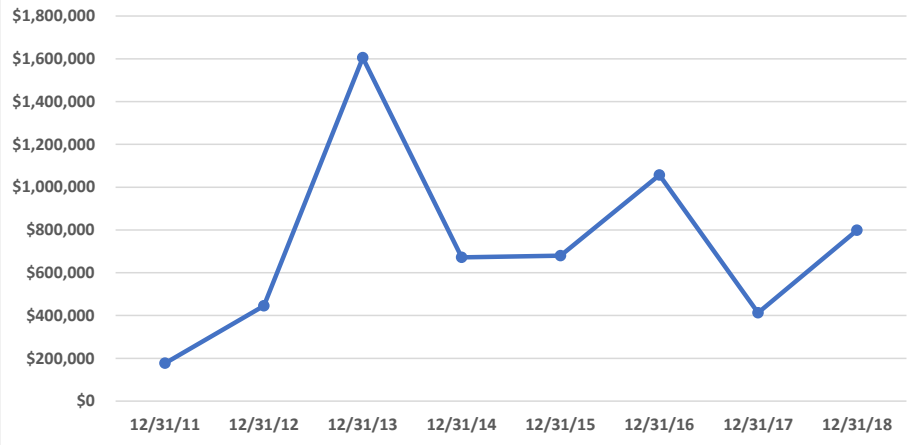
Date	Cash Balance
12/31/11	1,014,971.38
12/31/12	1,292,664.92
12/31/13	1,861,450.70
12/31/14	1,542,076.78
12/31/15	1,152,761.22
12/31/16	447,902.97
12/31/17	702,048.25
12/31/18	1,560,619.55

LIT Public Safety Cash Reserves (1170/6005)



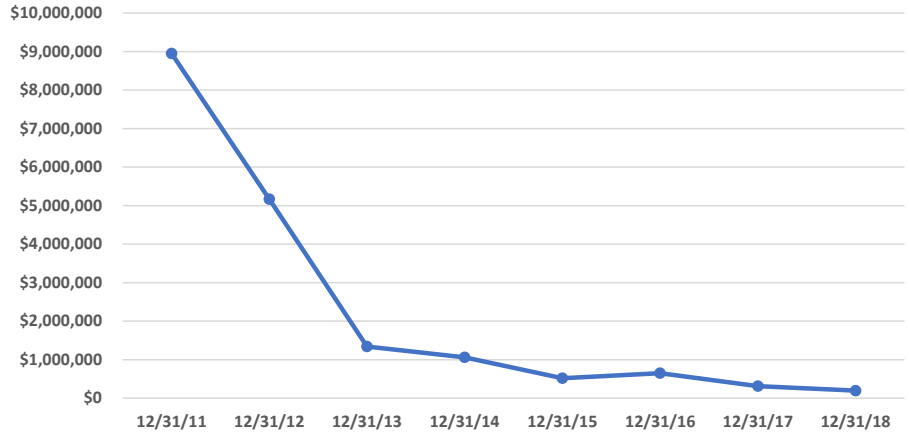
Date	Cash Balance
12/31/11	2,114,123.71
12/31/12	3,056,722.96
12/31/13	4,287,139.46
12/31/14	4,430,055.77
12/31/15	3,501,036.25
12/31/16	2,962,404.02
12/31/17	1,260,683.78
12/31/18	309,128.52

Major Cumulative Bridge Cash Reserves (1171)



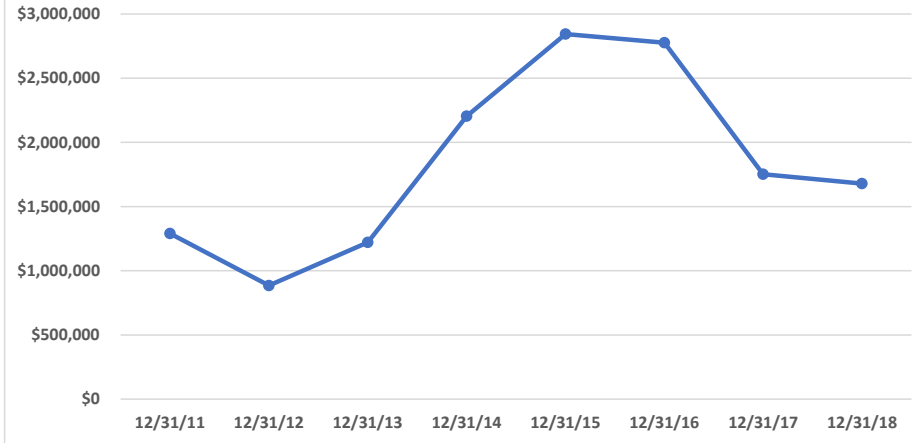
Date	Cash Balance
12/31/11	176,939.57
12/31/12	445,145.56
12/31/13	1,604,950.32
12/31/14	671,847.72
12/31/15	680,303.45
12/31/16	1,056,602.03
12/31/17	413,052.80
12/31/18	798,304.60

Local Major Moves Cash Reserves (1172)



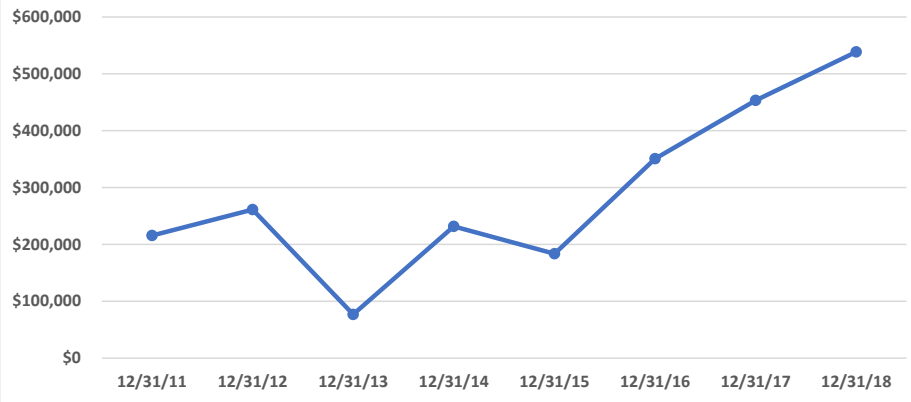
Date	Cash Balance
12/31/11	8,951,741.49
12/31/12	5,166,987.42
12/31/13	1,340,263.35
12/31/14	1,059,712.56
12/31/15	515,748.24
12/31/16	648,325.80
12/31/17	311,887.39
12/31/18	196,036.61

County Highway Cash Reserves (1176)



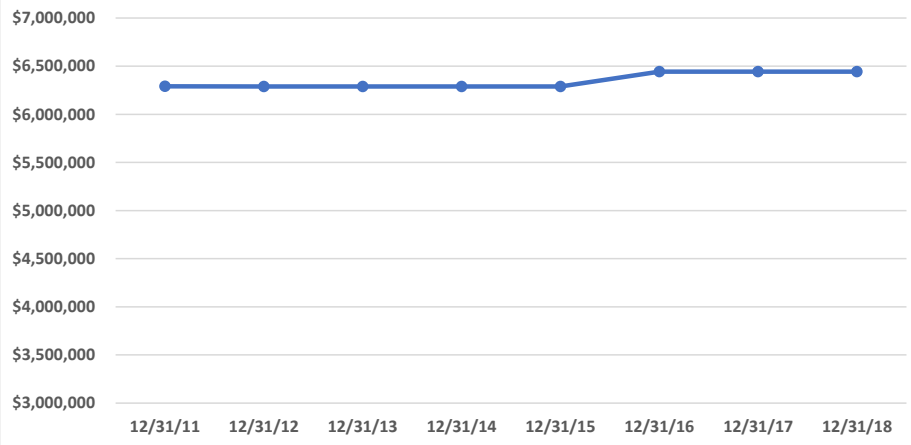
Date	Cash Balance
12/31/11	1,290,094.66
12/31/12	885,166.24
12/31/13	1,220,348.57
12/31/14	2,203,589.99
12/31/15	2,843,851.89
12/31/16	2,776,327.50
12/31/17	1,751,618.74
12/31/18	1,678,625.56

Parks & Recreation Non-Reverting Cash Reserves (1179)



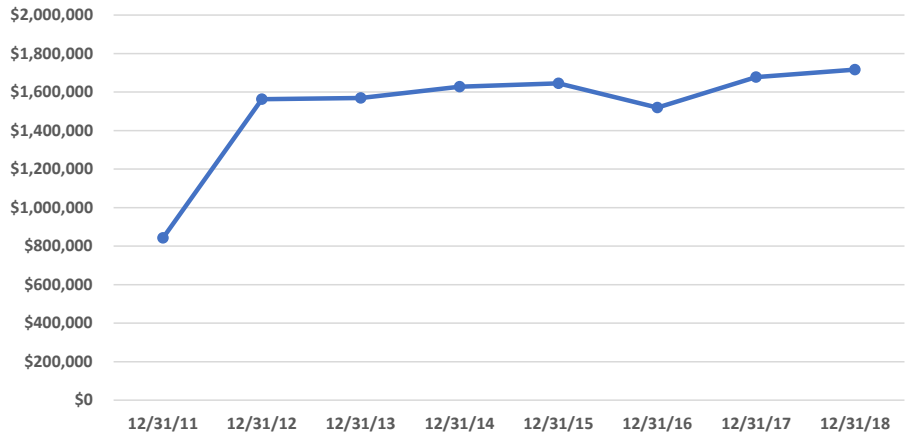
Date	Cash Balance
12/31/11	215,795.34
12/31/12	261,185.70
12/31/13	76,987.66
12/31/14	231,722.08
12/31/15	183,535.53
12/31/16	350,967.17
12/31/17	453,330.09
12/31/18	538,625.31

County Rainy Day Cash Reserves (1186)



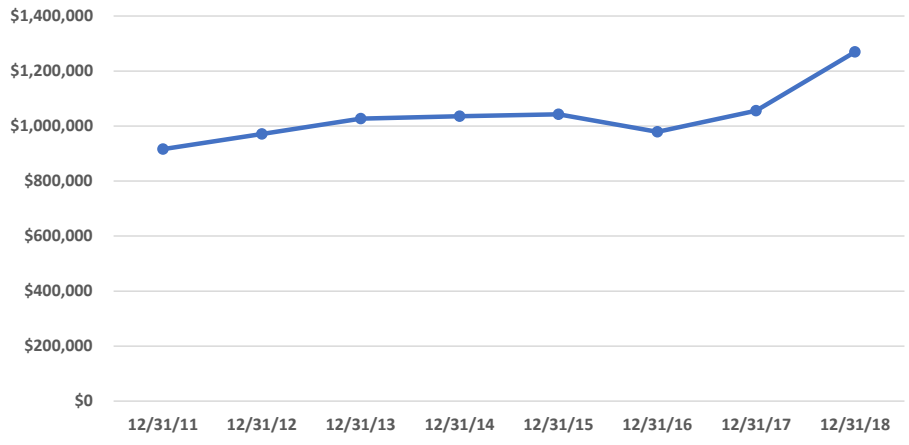
Date	Cash Balance
12/31/11	6,290,418.08
12/31/12	6,288,977.83
12/31/13	6,288,977.83
12/31/14	6,288,977.83
12/31/15	6,288,977.83
12/31/16	6,443,120.44
12/31/17	6,443,120.44
12/31/18	6,443,120.44

Cumulative Reassessment Cash Reserves (1188)



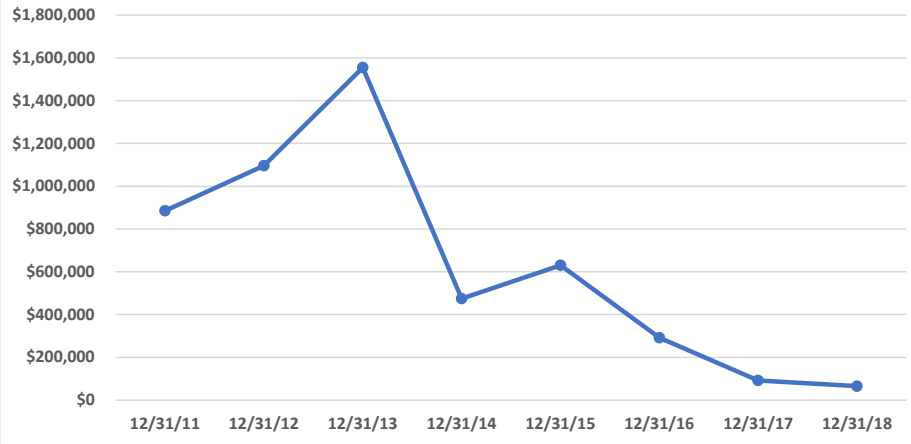
Date	Cash Balance
12/31/11	842,817.33
12/31/12	1,563,272.36
12/31/13	1,569,825.02
12/31/14	1,627,493.14
12/31/15	1,645,637.81
12/31/16	1,519,064.86
12/31/17	1,677,748.96
12/31/18	1,716,642.31

Recorder Perpetuation Cash Reserves (1189)



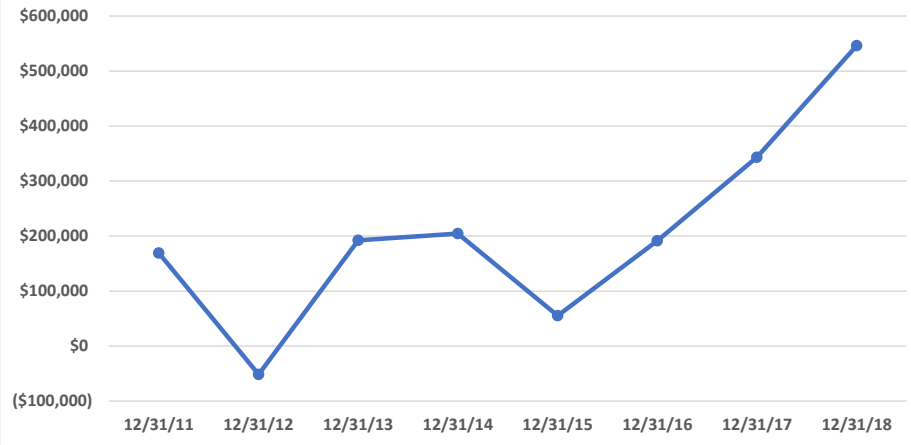
Date	Cash Balance
12/31/11	916,031.69
12/31/12	971,393.06
12/31/13	1,027,174.12
12/31/14	1,035,285.90
12/31/15	1,042,233.65
12/31/16	978,738.38
12/31/17	1,055,430.98
12/31/18	1,269,350.62

Ineligible Deductions Cash Reserves (1216)

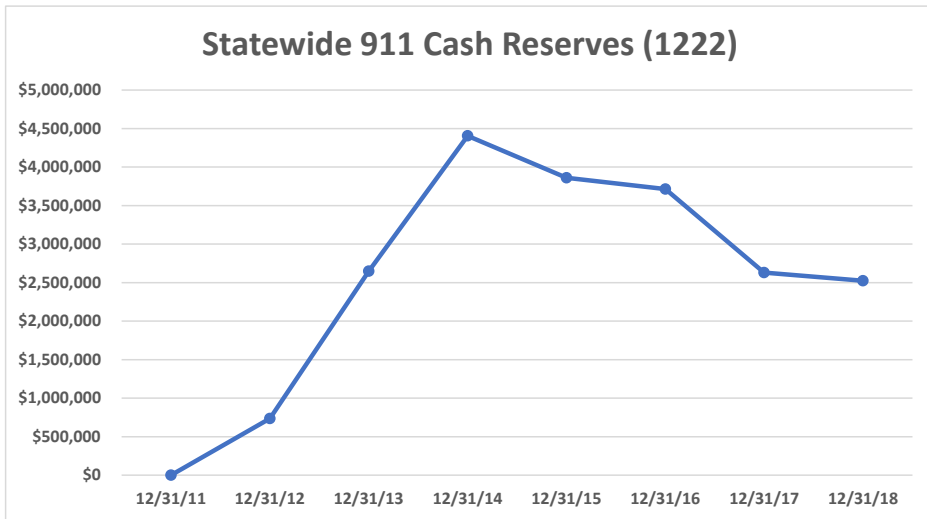


Date	Cash Balance
12/31/11	885,474.31
12/31/12	1,095,775.39
12/31/13	1,554,512.92
12/31/14	474,972.41
12/31/15	630,857.83
12/31/16	292,229.72
12/31/17	92,317.63
12/31/18	65,536.41

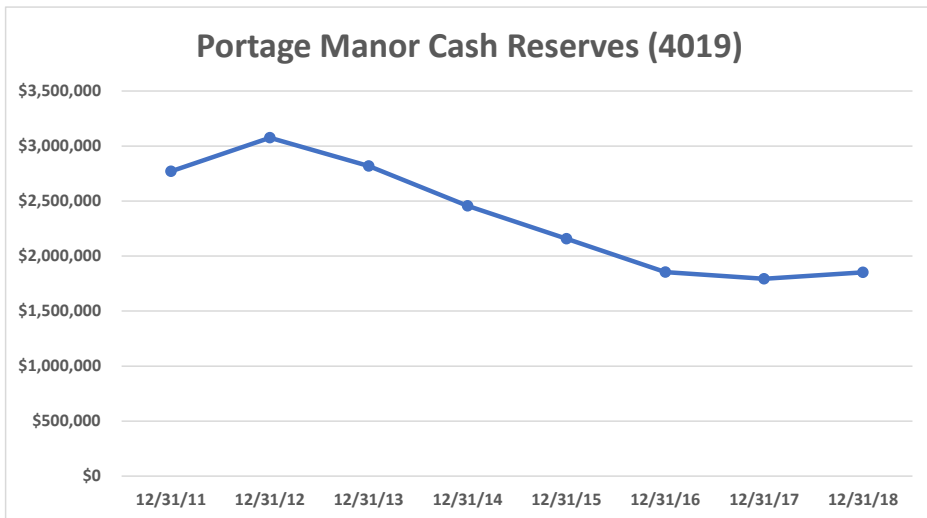
Parks & Recreation Cash Reserves (1219)



Date	Cash Balance
12/31/11	169,393.45
12/31/12	(51,460.12)
12/31/13	192,329.83
12/31/14	204,579.61
12/31/15	55,249.74
12/31/16	191,467.83
12/31/17	343,095.13
12/31/18	545,993.45

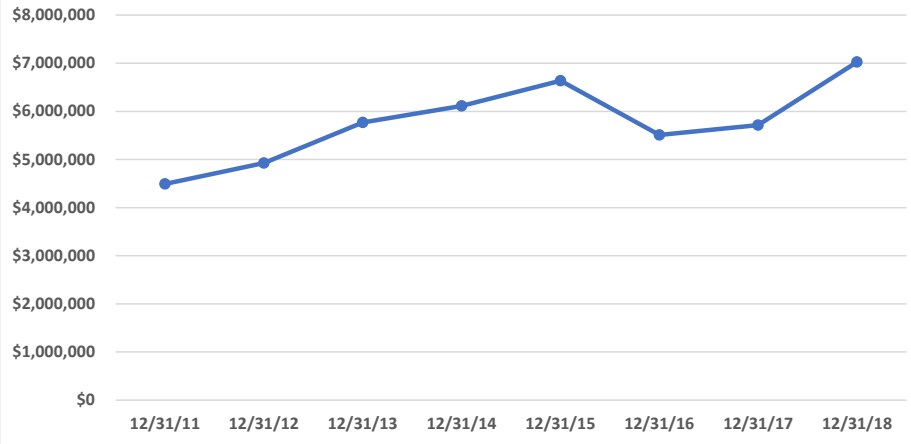


Date	Cash Balance
12/31/11	0.00
12/31/12	734,211.67
12/31/13	2,647,271.25
12/31/14	4,405,238.50
12/31/15	3,861,471.64
12/31/16	3,715,804.94
12/31/17	2,629,692.52
12/31/18	2,523,168.25



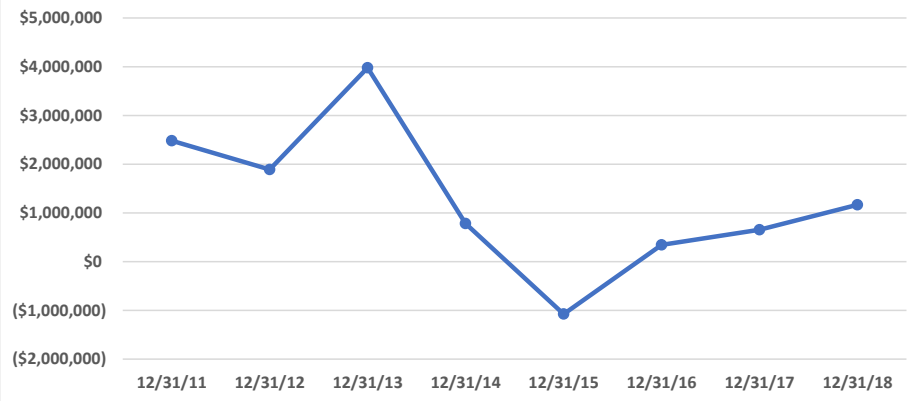
Date	Cash Balance
12/31/11	2,769,708.25
12/31/12	3,075,098.95
12/31/13	2,819,105.99
12/31/14	2,457,185.29
12/31/15	2,158,304.61
12/31/16	1,853,228.66
12/31/17	1,793,628.97
12/31/18	1,852,902.66

New Carlisle Dev. Area #2 Cash Reserves (4302)



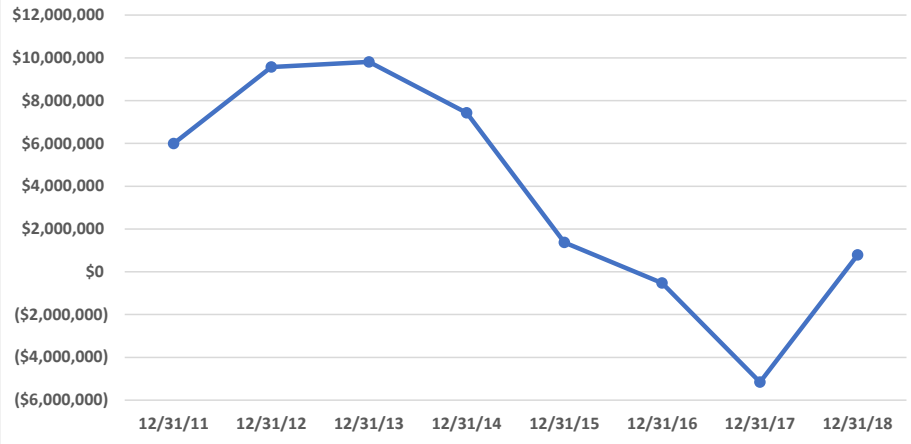
Date	Cash Balance
12/31/11	4,491,980.10
12/31/12	4,927,895.86
12/31/13	5,767,952.20
12/31/14	6,114,181.03
12/31/15	6,637,434.82
12/31/16	5,510,465.79
12/31/17	5,711,967.13
12/31/18	7,025,196.56

AM General Allocation Area Cash Reserves (4401)



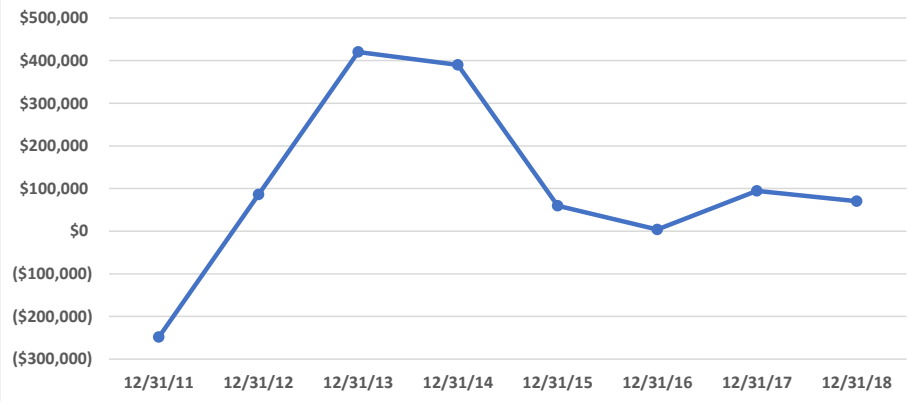
Date	Cash Balance
12/31/11	2,481,708.36
12/31/12	1,891,477.96
12/31/13	3,978,317.91
12/31/14	782,917.58
12/31/15	(1,076,082.97)
12/31/16	343,409.91
12/31/17	652,914.66
12/31/18	1,167,812.57

County Health Insurance Cash Reserves (4700)



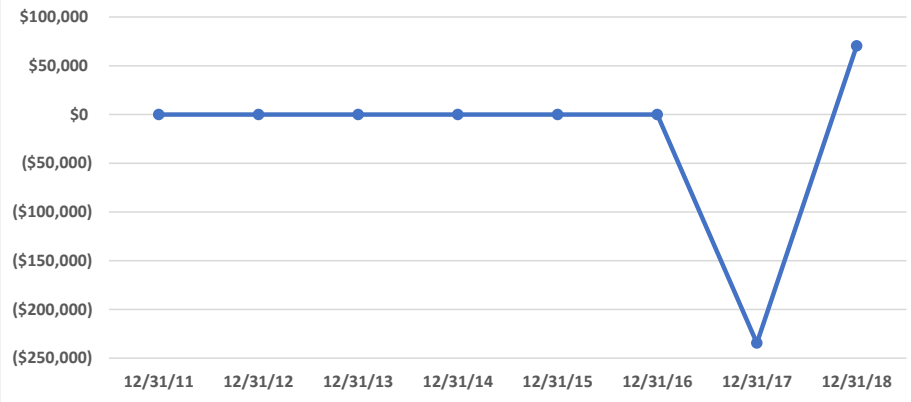
Date	Cash Balance
12/31/11	5,992,897.20
12/31/12	9,572,381.85
12/31/13	9,811,846.15
12/31/14	7,427,323.43
12/31/15	1,371,840.20
12/31/16	(520,555.47)
12/31/17	(5,158,806.45)
12/31/18	787,133.29

Worker's Compensation/Casualty Insurance Cash Reserves (4702)



Date	Cash Balance
12/31/11	(248,310.77)
12/31/12	86,377.41
12/31/13	420,149.84
12/31/14	389,769.03
12/31/15	59,386.46
12/31/16	4,157.20
12/31/17	94,366.33
12/31/18	70,374.49

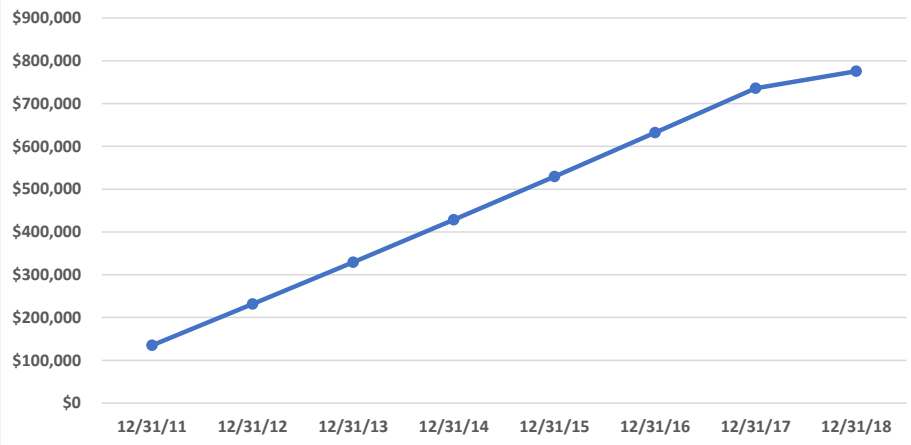
County Retiree Health Insurance Cash Reserves (4709)



Date	Cash Balance
12/31/11	0.00
12/31/12	0.00
12/31/13	0.00
12/31/14	0.00
12/31/15	0.00
12/31/16	0.00
12/31/17	(234,590.85)
12/31/18	70,254.90

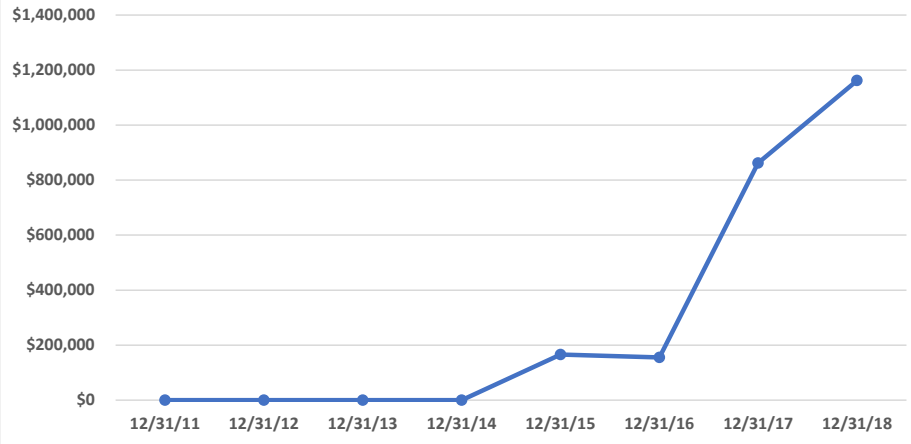
Fund was established in 2017

Healthwin Cash Reserves (4916)



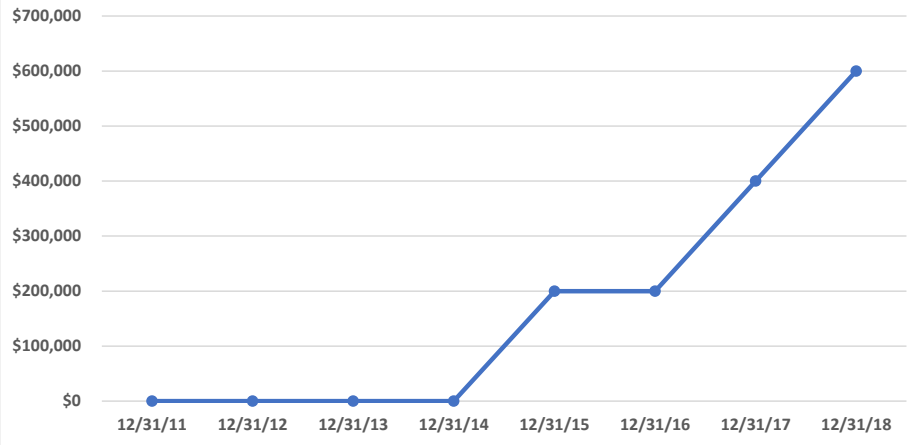
Date	Cash Balance
12/31/11	135,102.72
12/31/12	231,527.72
12/31/13	329,399.12
12/31/14	428,738.60
12/31/15	529,568.12
12/31/16	631,910.12
12/31/17	735,787.28
12/31/18	775,635.52

Dispatch Operating Cash Reserves (4930)

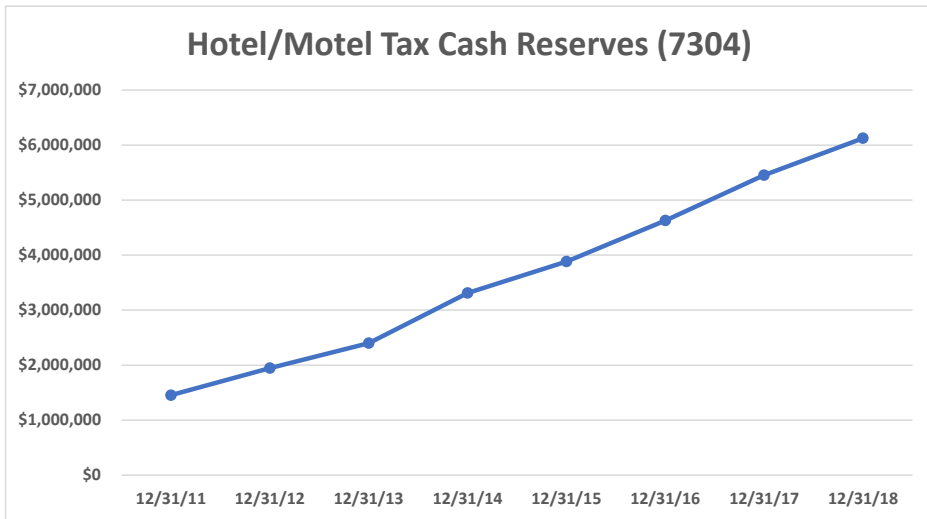


Date	Cash Balance
12/31/11	0.00
12/31/12	0.00
12/31/13	0.00
12/31/14	0.00
12/31/15	165,544.43
12/31/16	155,367.32
12/31/17	862,172.90
12/31/18	1,161,834.49

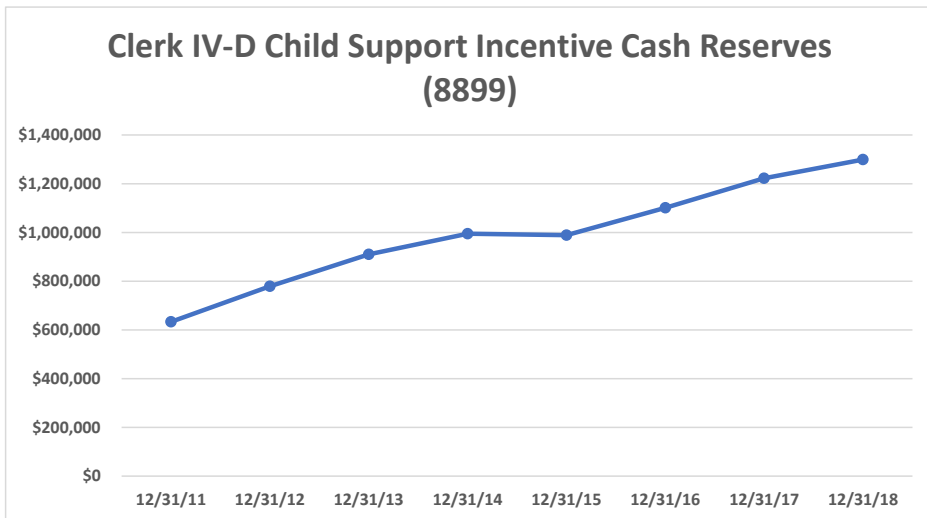
Dispatch Capital Cash Reserves (4931)



Date	Cash Balance
12/31/11	0.00
12/31/12	0.00
12/31/13	0.00
12/31/14	0.00
12/31/15	199,980.00
12/31/16	199,980.00
12/31/17	399,984.00
12/31/18	599,988.00

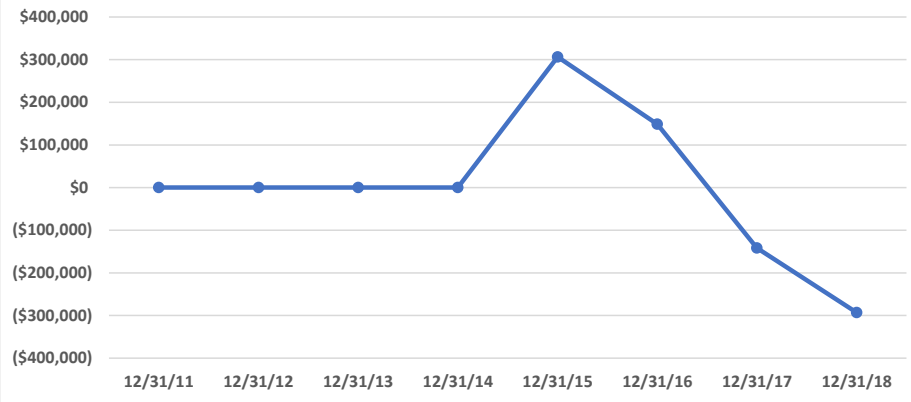


Date	Cash Balance
12/31/11	1,454,715.82
12/31/12	1,946,725.51
12/31/13	2,400,768.90
12/31/14	3,311,647.93
12/31/15	3,883,030.63
12/31/16	4,630,061.98
12/31/17	5,453,191.81
12/31/18	6,124,258.59



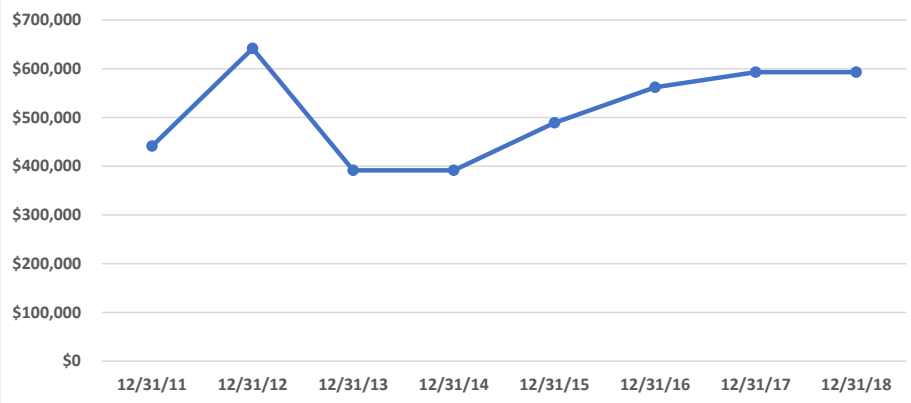
Date	Cash Balance
12/31/11	633,161.59
12/31/12	779,505.64
12/31/13	909,995.37
12/31/14	994,460.07
12/31/15	989,042.90
12/31/16	1,101,447.27
12/31/17	1,222,291.99
12/31/18	1,299,015.86

DuComb Center Project Income Cash Reserves (9127)



Date	Cash Balance
12/31/11	0.00
12/31/12	0.00
12/31/13	0.00
12/31/14	0.00
12/31/15	306,481.42
12/31/16	148,717.95
12/31/17	(141,731.95)
12/31/18	(292,966.17)

Community Corrections Building Cash Reserves (4922)



Date	Cash Balance
12/31/11	441,292.93
12/31/12	641,445.02
12/31/13	391,430.23
12/31/14	391,430.23
12/31/15	489,215.28
12/31/16	561,776.55
12/31/17	593,064.97
12/31/18	593,064.97